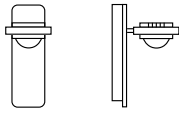


**Ocular Wandleuchte Glas
LED**

Wandleuchte aus
Edelstahl und Glas,
direkt/indirekt
Linse: Ø 67 mm

*wall lamp made of
stainless steel and glass,
direct/indirect
lens: Ø 67 mm*

L 250 mm x B 80 mm, Linse Ø 67 mm mit
Glas, 1 x LED 4,7W, 633 lm, EEK D,
1 x LED Uplight 4,7W, 633 lm, EEK D,
Dimmbar mit handelsüblichen LED Dimmer



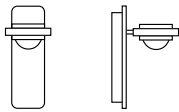
Glas weiß	<i>white glass</i>	234WL012WS
Glas rot	<i>red glass</i>	234WL012RO
Glas anthrazit	<i>anthracite glass</i>	234WL012AN
Glas violett	<i>violet glass</i>	234WL012VI

**Ocular Wandleuchte Glas
Niedervolt**

Wandleuchte aus
Edelstahl und Glas,
direkt/indirekt
Linse: Ø 67 mm

*wall lamp made of
stainless steel and glass,
direct/indirect
lens: Ø 67 mm*

L 250 mm x B 60 mm, 1 x GY 6,35 max.
12V 50W



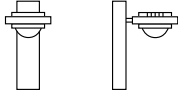
Glas weiß	<i>white glass</i>	234WL011WS
Glas rot	<i>red glass</i>	234WL011RO
Glas anthrazit	<i>anthracite glass</i>	234WL011AN
Glas violett	<i>violet glass</i>	234WL011VI

**Ocular Wandleuchte
LED**

Wandleuchte
aus Edelstahl,
direkt/indirekt
Linse: Ø 67 mm

*wall lamp made
of stainless steel,
direct/indirect
lens: Ø 67 mm*

L 234 mm x B 60 mm, Linse Ø 67 mm,
1 x LED 4,7W, 633 lm, EEK D, 1 x LED
Uplight 4,7W, 633 lm, EEK D, Dimmbar mit
handelsüblichen LED Dimmer



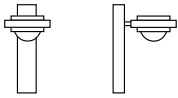
gebürstet	<i>brushed</i>	234WL00100
handpoliert	<i>hand polished</i>	234WL001PO
matt schwarz	<i>dull black</i>	234WL001SW
Messing natur	<i>pure brass</i>	234WL001MS
weiß	<i>white</i>	234WL001WS
schwarz / gold	<i>black / gold</i>	234WL001SG

**Ocular Wandleuchte
Niedervolt**

Wandleuchte
aus Edelstahl,
direkt/indirekt
Linse: Ø 67 mm

*wall lamp made
of stainless steel,
direct/indirect
lens: Ø 67 mm*

L 220 mm x B 60 mm , 1 x GY 6,35 max.
12V 50W



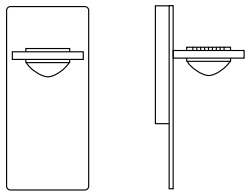
gebürstet	<i>brushed</i>	234WL00000
handpoliert	<i>hand polished</i>	234WL000PO
matt schwarz	<i>dull black</i>	234WL000SW
Messing natur	<i>pure brass</i>	234WL000MS
weiß	<i>white</i>	234WL000WS
schwarz / gold	<i>black / gold</i>	234WL000SG

**Ocular Wandleuchte Glas
LED
Serie 100**

Wandleuchte aus
Edelstahl und Glas,
direkt/indirekt
Linse: Ø 100 mm

*wall lamp made of
stainless steel and glass,
direct/indirect
lens: Ø 100 mm*

L 450 mm x B 200 mm, Linse Ø 100 mm
mit Glas, 1 x LED 17,1W, 2354 lm, EEK D,
1 x LED Uplight 4,7W, 633 lm, EEK D
Dimmbar mit handelsüblichen LED Dimmer



Glas weiß	<i>white glass</i>	234WL120WS
Glas rot	<i>red glass</i>	234WL120RO
Glas anthrazit	<i>anthracite glass</i>	234WL120AN
Glas violett	<i>violet glass</i>	234WL120VI

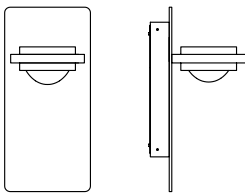
**Ocular Wandleuchte Glas
LED
Serie 100
Master**

Wandleuchte aus
Edelstahl und Glas,
direkt/indirekt
Linse: Ø 100 mm

*wall lamp made of
stainless steel and glass,
direct/indirect
lens: Ø 100 mm*

L 450 mm x B 200 mm, Linse Ø 100 mm
mit Glas, 1 x LED 22,3W, 3004 lm, EEK D,
1 x LED Uplight 8,2W, 1216 lm, EEK D
Dimmbar mit handelsüblichen LED Dimmer

Neu



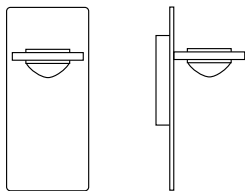
Glas weiß	<i>white glass</i>	234WL130WS
Glas rot	<i>red glass</i>	234WL130RO
Glas anthrazit	<i>anthracite glass</i>	234WL130AN
Glas violett	<i>violet glass</i>	234WL130VI

**Ocular Wandleuchte Glas
Niedervolt
Serie 100**

Wandleuchte aus
Edelstahl und Glas,
direkt/indirekt
Linse: Ø 100 mm

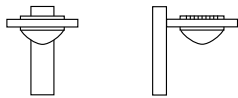
*wall lamp made of
stainless steel and glass,
direct/indirect
lens: Ø 100 mm*

L 450 mm x B 200 mm, Linse Ø 100 mm,
2 x GY 6,35 max. 12V 50W



Glas weiß	<i>white glass</i>	234WL110WS
Glas rot	<i>red glass</i>	234WL110RO
Glas anthrazit	<i>anthracite glass</i>	234WL110AN
Glas violett	<i>violet glass</i>	234WL110VI

**Ocular Wandleuchte
LED
Serie 100**



Beschreibung/Ausführung

Wandleuchte
aus Edelstahl,
direkt/indirekt
Linse: Ø 100 mm

*wall lamp made
of stainless steel,
direct/indirect
lens: Ø 100 mm*

technische Daten

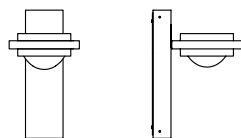
L 234 mm x B 60 mm, Linse Ø 100 mm,
1 x LED 17,1W, 2354 lm, EEK D, 1 x LED
Uplight 4,7W, 633 lm, EEK D, Dimmbar mit
handelsüblichen LED Dimmer

Bestell-Nr.

gebürstet	<i>brushed</i>	234WL02000
handpoliert	<i>hand polished</i>	234WL020PO
matt schwarz	<i>dull black</i>	234WL020SW
Messing natur	<i>pure brass</i>	234WL020MS
weiß	<i>white</i>	234WL020WS
schwarz / gold	<i>black / gold</i>	234WL020SG

**Ocular Wandleuchte
LED
Serie 100
Master**

Neu



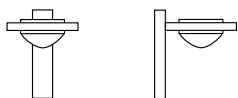
Wandleuchte
aus Edelstahl,
direkt/indirekt
Linse: Ø 100 mm

*wall lamp made
of stainless steel,
direct/indirect
lens: Ø 100 mm*

L 314 mm x B 92 mm, Linse Ø 100 mm,
1 x LED 22,3W, 3004 lm, EEK D, 1 x LED
Uplight 8,2W, 1216 lm, EEK D Dimmbar mit
handelsüblichen LED Dimmer

gebürstet	<i>brushed</i>	234WL03000
handpoliert	<i>hand polished</i>	234WL030PO
matt schwarz	<i>dull black</i>	234WL030SW
Messing natur	<i>pure brass</i>	234WL030MS
weiß	<i>white</i>	234WL030WS
schwarz / gold	<i>black / gold</i>	234WL030SG

**Ocular Wandleuchte
Niedervolt
Serie 100**



Wandleuchte
aus Edelstahl,
direkt/indirekt
Linse: Ø 100 mm

*wall lamp made
of stainless steel,
direct/indirect
lens: Ø 100 mm*

L 220 mm x B 60 mm, Linse Ø 100 mm,
2 x GY 6,35 max. 12V 50W,

gebürstet	<i>brushed</i>	324WL01000
handpoliert	<i>hand polished</i>	234WL010PO
matt schwarz	<i>dull black</i>	234WL010SW
Messing natur	<i>pure brass</i>	234WL010MS
weiß	<i>white</i>	234WL010WS
schwarz / gold	<i>black / gold</i>	234WL010SG

**Ocular Wandleuchte
LED
Serie 100
rund**

Wandleuchte
aus Edelstahl,
Linse: Ø 100 mm

*wall lamp made
of stainless steel,
lens: Ø 100 mm*

Ø 130 mm x T 215 mm, Linse Ø 100 mm,
1 x LED 17,1W, 2354 lm, EEK D, Dimmbar
mit handelsüblichen LED Dimmer



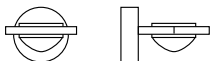
gebürstet	<i>brushed</i>	232WL16000
handpoliert	<i>hand polished</i>	232WL160PO
matt schwarz	<i>dull black</i>	232WL160SW
Messing natur	<i>pure brass</i>	232WL160MS
weiß	<i>white</i>	232WL160WS
schwarz / gold	<i>black / gold</i>	232WL160SG

**Ocular Wandleuchte
Niedervolt
Serie 100
rund**

Wandleuchte
aus Edelstahl,
direkt/indirekt
Linse: Ø 100 mm

*wall lamp made
of stainless steel,
direct/indirect
lens: Ø 100 mm*

Ø 130 mm x T 215 mm, Linse Ø 100 mm,
2 x GY 6,35 max. 12V 50W



gebürstet	<i>brushed</i>	232WL14000
handpoliert	<i>hand polished</i>	232WL140PO
matt schwarz	<i>dull black</i>	232WL140SW
Messing natur	<i>pure brass</i>	232WL140MS
weiß	<i>white</i>	232WL140WS
schwarz / gold	<i>black / gold</i>	232WL140SG

Abdeckgläser mit Blendschutz. Abdeckgläser auch klar oder matt lieferbar.
Cover glasses with glare protection. Cover glasses also available clear or matt.